

651-H



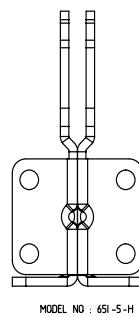
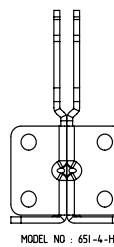
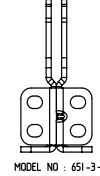
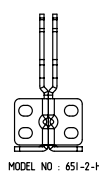
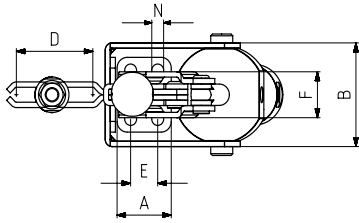
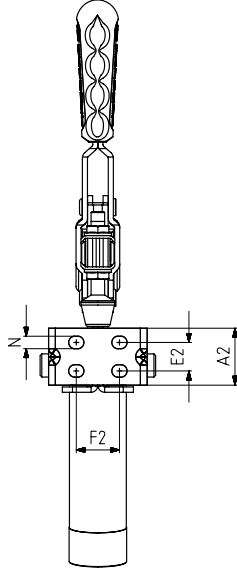
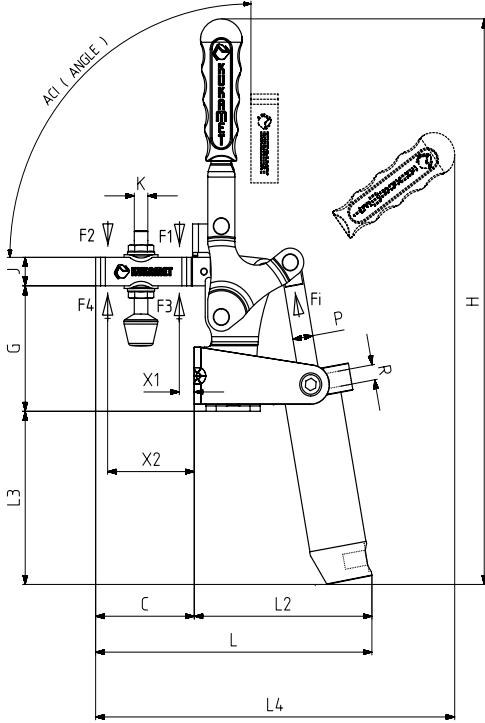
MODEL NO	F1 (N)	F2 (N)	F3 (N)	F4 (N)	Fi (N)	Vn (dm ³)	AÇI (ANGLE) (± 5°)	AĞIRLIK (WEIGHT) (gr)	BAR
651 - 2 - H	1200	700	1400	925	300	0,25	90°	620	6
651 - 3 - H	2000	1400	2500	1560	500	0,51	90°	985	6
651 - 4 - H	3000	2000	3300	2200	750	1,04	90°	2100	6
651 - 5 - H	4500	2500	5000	3000	1100	2	90°	3900	6

F1 - F2 : BASKI KUVVETİ (EXERTING FORCE) , F3 - F4 : TUTMA KAPASİTESİ (HOLDING CAPACITY) , Fi : UYGULAMA KUVVETİ (APPLIED FORCE)

Vn , 6 BAR BASINÇTA ÇİFT HAREKET İÇİN HAVA TÜKETİM MİKTARIDIR (Vn , AIR CONSUMPTION PER DOUBLE STROKE IN dm³ AT 6 BAR)

Ayak Tipi: Dik Tabanlı, Kollu

Body Mounting Base: Vertical and with handle



Pistonlar çift etkili, manyetik ve yastıklamalıdır.
Pneumatic cylinders are double acting, magnetic and cushioning

MODEL NO	A	A2	B	C	D	E~	E2~	F~	F2~	G	H	J	K	L	L2	L3	L4	N	X1	X2	P	R	PİSTON Ø
651 - 2 - H	26	26	51	54	42	12,5	12,5	25 - 29	25 - 29	65	261	13	M6	146	92	82	174	6x8	12	42	Ø 10	G1/8	25
651 - 3 - H	32	32	60	57	42	16	16	23,5 - 27,5	23,5 - 27,5	70,5	318	16	M8	164	106	98	212	7x9	15	42	Ø 12	G1/8	32
651 - 4 - H	50	50	79	89	67	32	32	45	45	100	393	20	M10	230	141	101	287	9	22	70	Ø 16	G1/8	40
651 - 5 - H	65	65	91	113	94	41,5	41,5	57	57	130	447	25	M12	286	172	114	333	11	25	91	Ø 20	G1/8	50